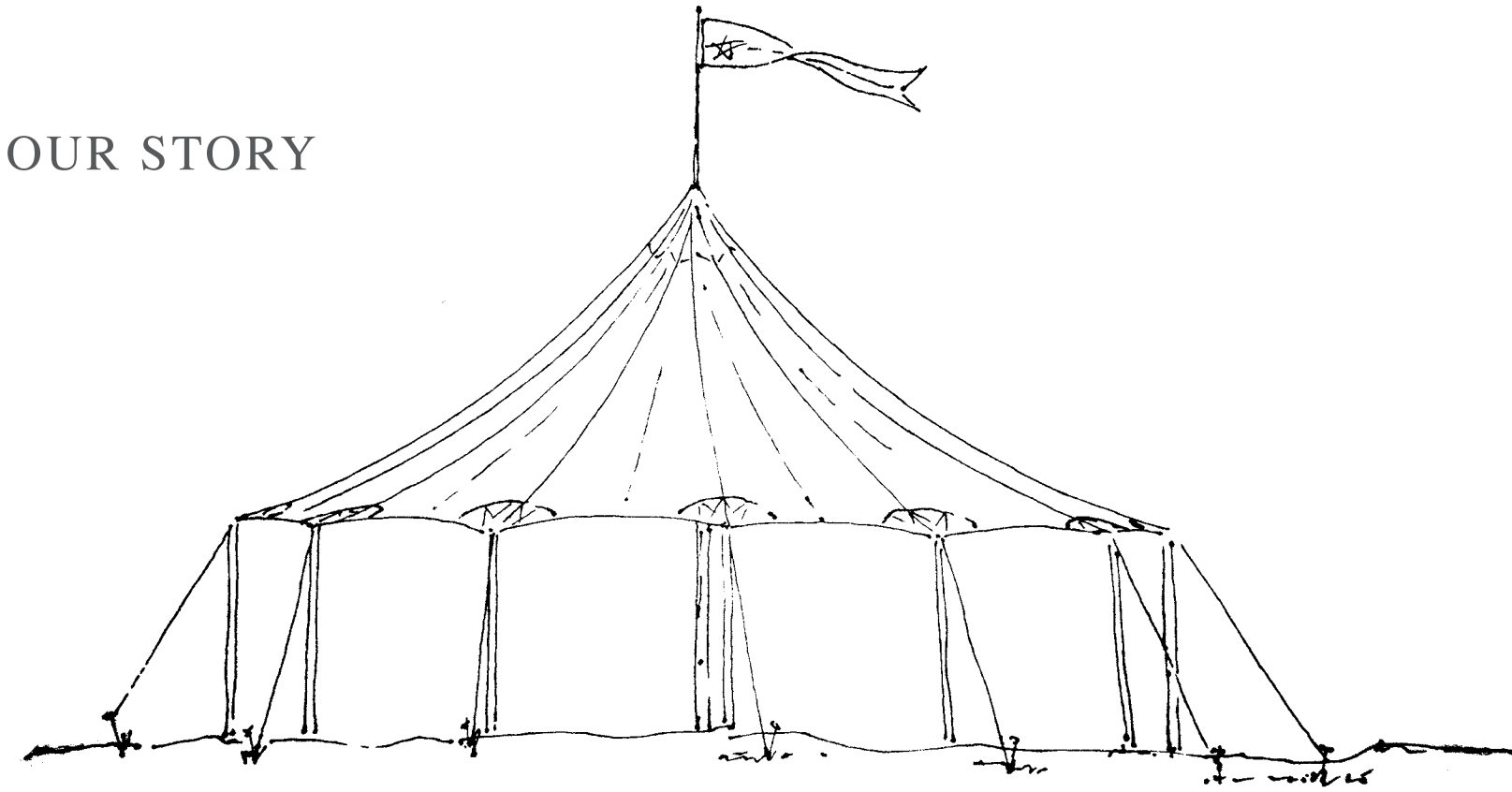




# OUR STORY



In 1979, sailmaker Steve Sperry built the first-ever Sperry Tent using his fabric design skills and the materials available in his sail loft, Sperry Sails. Little did he know that this prototype would evolve into a full line of rental tents whose look and feel would create an international revolution in event tents.

Steve's son, Tim, took over ownership of Sperry Tents and incorporated it separately from Sperry Sails in 1996. As president of Sperry Tents Tim has grown the company from one rental office in Mass. into a large family of licensed providers across the country and abroad.

Today, Sperry Tents is still a family-owned enterprise, with Sperry Fabric Architecture, helmed by Steve's other son, Matt, producing the tents and Tim overseeing the rental network. And while the company has welcomed new manufacturing technologies and canopy shapes, it continually prioritizes classic, timeless fabric designs.

**1976**  
Steve Sperry establishes his sail loft, Sperry Sails, on Hiller Street in Marion, MA.

**1979**  
The first-ever Sperry Tent, designed and built by Steve Sperry, is born.

**1992**  
Tim and Matt Sperry, along with three friends, fix up a hurricane-wrecked 41-ft. boat and sail it around the world.

**1996**  
Tim Sperry separates Sperry Tents from Sperry Sails and operates it as a rental company servicing southern New England.

**2008**  
Both Sperry Tents and Sperry Fabric Architecture move from Marconi Lane to a sustainably built post-and-beam barn in Rochester, MA.

**2006**  
Matt Sperry replaces Steve as president of Sperry Sails and launches Sperry Fabric Architecture, a new division of Sperry Sails devoted to the manufacturing of tents and custom structures.

**1997**  
Sperry Sails moves from Hiller Street to Marconi Lane in Marion, MA.

**2011**  
Sperry Tents quickly outgrows the downstairs space in the barn and moves to a larger warehouse in Wareham, MA.

**PRESENT DAY**  
Sperry Fabric Architecture manufactures each and every Sperry Tent using a combination of new and time-tested techniques.

The Sperry family's sailmaking heritage is still evident in the tent materials and designs.

Just as he did for the first Sperry Tent, founder Steve Sperry mills the support poles for Sperry Tents at his 1930s-era sawmill on his property in Rochester, MA.

# L I G H T I N G

## JAPANESE LANTERNS

Strung from our wooden center poles to the perimeter of the tent in classic lines that follow the contour of the tent canopy, these ivory lanterns dance gently in the breeze and provide an elegant, dreamy atmosphere to any party. You can also select your own paper lanterns in colors that coincide with your event décor or choose your own installation pattern.



## BISTRO LIGHTING

The exposed strands and globe lights of our bistro lighting elicits a romantic atmosphere for your festive outdoor gathering. Our bistros can be installed under our canopies in a cascading pattern providing ample lighting throughout the tent or simply al fresco, incorporating another outdoor space into your celebration.



## PERIMETER STRING LIGHTING

Similar to holiday string lights, these lights are typically hung around the perimeter of the tent. They highlight the edge of the tent and add a charming finishing touch to the party space.



## ONION LANTERNS

The onion lanterns add a classic nautical look while creating a nice ambiance for any event. Two of these lanterns are mounted on each center pole. Dimmer switches are also available.



## CANDELABRA

For an elegant and sophisticated look, the candelabra are a beautiful addition to any event. Two candelabra are mounted to each center pole. Dimmer switches are also available.



# F L O O R I N G

*Sperry Tents specializes in elegant outdoor flooring options. We offer traditional dance floors and bandstands or invite you to indulge in hardwood flooring that spans the entire tent footprint. Sperry Tents provides lay-down floors or leveled floors that can make the most daunting yards level and dry.*

## LAY-DOWN FLOORS

Gorgeous hardwood and plank floors lay directly on the ground and lock together to create a raised full floor covering every inch inside your tent. Turns the backyard into your dining room.



## LEVELED FLOORS

Engineered to level backyards, cover pools, and bridge valleys and inclines up to 14 feet, these exquisite floors bring elegance to any setting.



## STAGES

Our handcrafted hardwood stages are the perfect way to elevate your band or DJ for your outdoor event. The interlocking hardwood and plank floor are available in a variety of sizes ensuring that your band has ample space and a solid structure to support them throughout the event.



## DANCE FLOORS

Beautiful, handcrafted interlocking planks provide the surface for you and your guests to kick-off your heels and dance the night away. Our dance floors are stained by hand and come with elegant edging which create a smooth surface from your lawn to the dance floor and can be installed in a variety of sizes so you can be confident you will have enough space to accommodate all of your guests.





Photo by Brea McDonald



Photo by Kat Bedell



Photo by Cliff Brunk



Photo by Allyson Wiley



Photo by Bancroft Potter



Photo by Intrepid Photography



Photo by Intrepid Photography





Photo by Intrepid Photography



Photo by Intrepid Photography



Photo by Bancroft Potter



Photo by Brea McDonald





Photo by C.A. Smith



Photo by Katherine Jane Photography





SPERRY TENTS



Photo by Michelle Turner





Photo by Kat Bedell



Photo by Mark Davidson




Photo by Bancroft Potter





Photo by Michelle Turner



Photo by Joe Elario Photography



Photo by Brea McDonald



Photo by C.A. Smith



Photo by emilie inc.



Photo by Allyson Wiley



Photo by Meredith Perdue





Photo by Mark Davidson





Photo by Brea McDonald



Photo by Brea McDonald



Photo by Brea McDonald



Photo by Mark Davidson



Photo by Jennifer Skog



Photo by Bancroft Potter



Photo by Jennifer Skog





Photo by The Youngrens



Photo by IRIS Photography



Photo by IRIS Photography



Photo by emilie inc. photography



Photo by Bill Christo Photography



Photo by IRIS Photography

## 66' x 126'

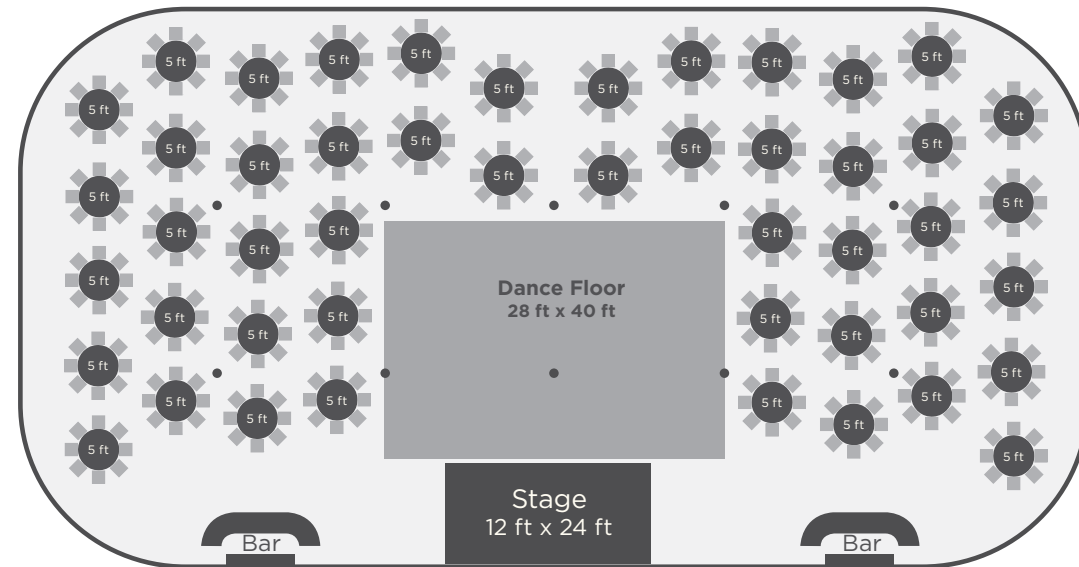


Photo by Bancroft Potter

The 66' x 126' tent is our largest tent, and can accommodate 524 guests at 5-foot round tables of eight guests, or up to 786 guests for non-seated events. Seating capacities vary as some events require space for items such as a dance floor, catering tables or bars.

The diagram shows a dining and dancing event with a 28' x 40' dance floor for 384 guests with two 8-foot bars.

Area (sq. ft.): 7,861  
 Perimeter (ft.): 344  
 Max Capacity Seated: 524  
 Max Capacity Non-Seated: 786



### SAMPLE LAYOUT

- 384 Guests Seated at (48) 5-foot Tables
- Stage: 12 ft. x 24 ft.
- Dance Floor: 28 ft. x 40 ft.
- 2 8-foot Bars

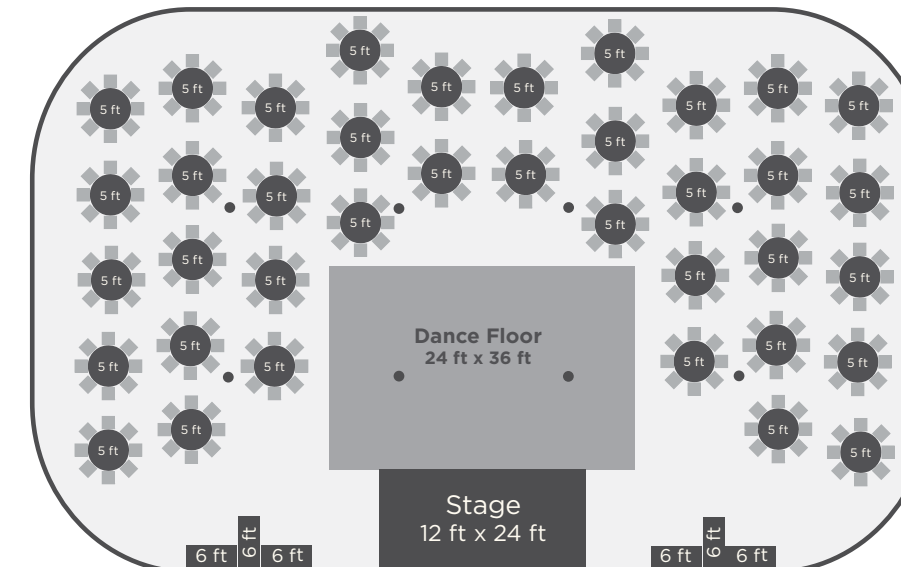
## 66' x 106'



The 66' x 106' tent can accommodate 436 guests at 5-foot round tables of eight guests, or up to 654 guests for non-seated events. Seating capacities vary as some events require space for items such as a dance floor, catering tables or bars.

The diagram shows a dining and dancing event with a 24' x 36' dance floor for 304 guests with two 'T' buffets.

Area (sq. ft.): 6,541  
 Perimeter (ft.): 304  
 Max Capacity Seated: 436  
 Max Capacity Non-Seated: 654



### SAMPLE LAYOUT

- 304 Guests Seated at (38) 5-foot Tables
- Stage: 12 ft. x 24 ft.
- Dance Floor: 24 ft. x 36 ft.
- 2 'T' Buffets



Photo by Bancroft Potter

## 66' x 86'

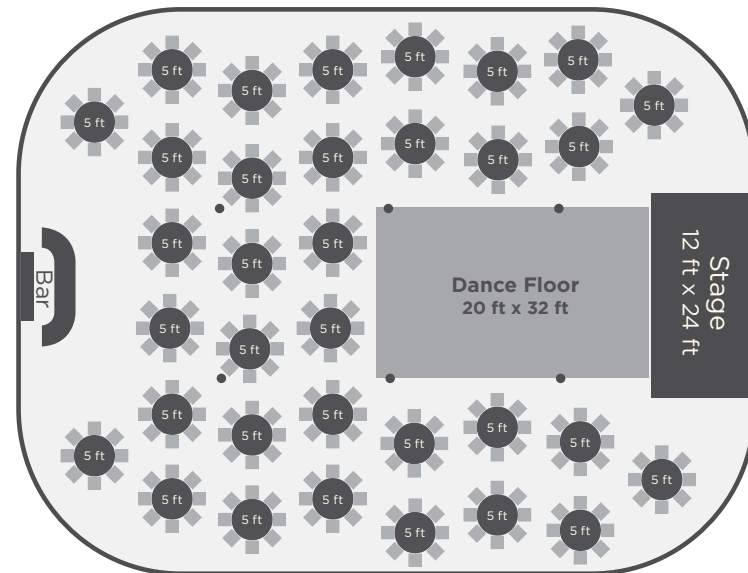
The 66' x 86' tent can accommodate 348 guests at 5-foot round tables of eight guests, or up to 522 guests for non-seated events. Seating capacities vary as some events require space for items such as a dance floor, catering tables or bars.

The diagram shows a dining and dancing event with a 20' x 32' dance floor for 272 guests with one 8-foot bar.

Area (sq. ft.): 5,221  
 Perimeter (ft.): 264  
 Max Capacity Seated: 348  
 Max Capacity Non-Seated: 522

### SAMPLE LAYOUT

- 272 Guests Seated at (34) 5-foot Tables
- Stage: 12 ft. x 24 ft.
- Dance Floor: 20 ft. x 32 ft.
- 1 Bar

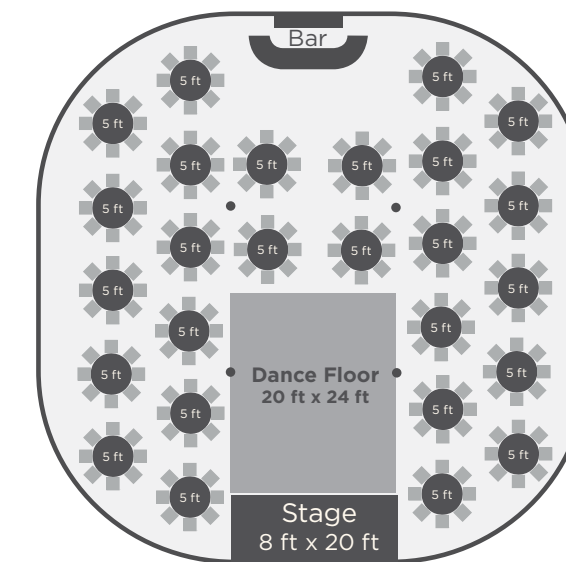


## 66' x 66'

The 66' x 66' tent can accommodate 260 guests at 5-foot round tables of eight guests, or up to 390 guests for non-seated events. Seating capacities vary as some events require space for items such as a dance floor, catering tables or bars.

The diagram shows a dining and dancing event with a 20' x 24' dance floor for 208 guests with one 8-foot bar.

Area (sq. ft.): 3,901  
 Perimeter (ft.): 204  
 Max Capacity Seated: 260  
 Max Capacity Non-Seated: 390



### SAMPLE LAYOUT

- 208 Guests Seated at (26) 5-foot Tables
- Stage: 8 ft. x 20 ft.
- Dance Floor: 20 ft. x 24 ft.
- 1 Bar

## 46' x 105'

The 46' x 105' tent can accommodate 216 guests at 5-foot round tables of eight guests, or up to 440 guests for non-seated events. Seating capacities vary as some events require space for items such as a dance floor, catering tables or bars.

The diagram shows a dining and dancing event with a 24' x 24' dance floor for 200 guests with two 8-foot bars, and a 19-foot catering table.

Area (sq. ft.): 4,375  
 Perimeter (ft.): 262  
 Max Capacity Seated: 216 guests  
 Max Capacity Non-Seated: 440 guests



Photo by C.A. Smith

## 46' x 125'

The 46' x 125' tent is capable of accommodating up to 264 guests at 5-foot round tables of eight guests. Seating capacities vary as some events require space for items such as a dance floor, catering tables or bars.

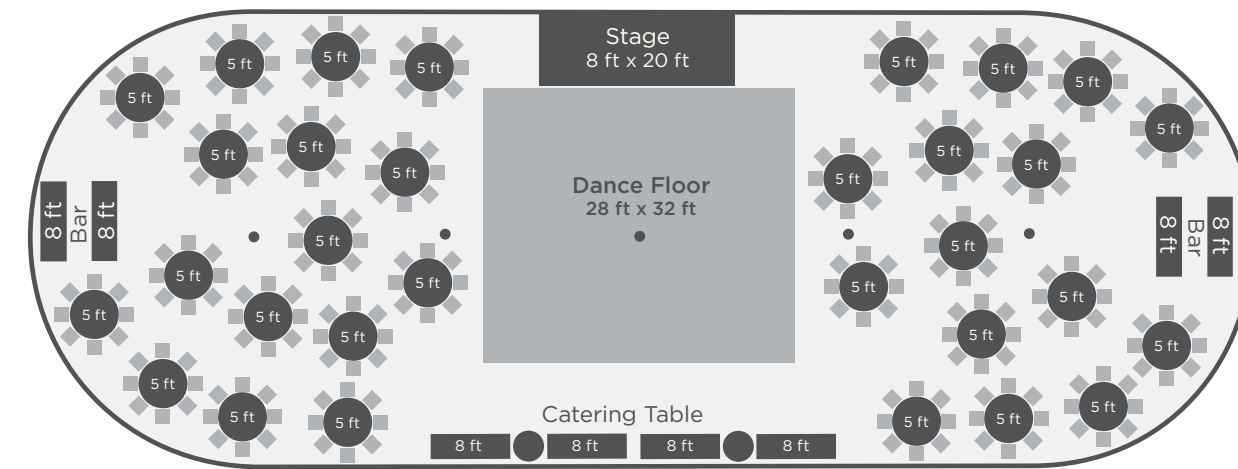
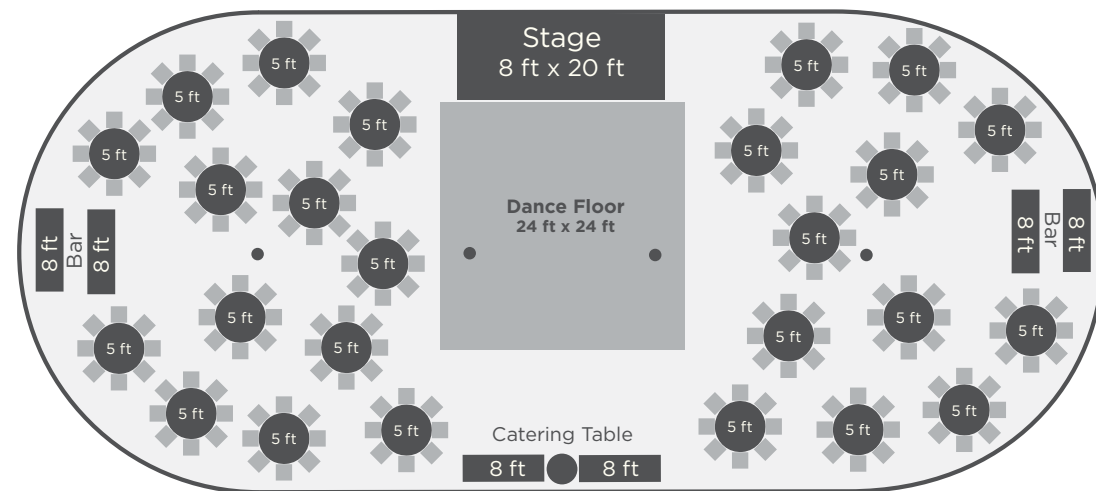
The diagram shows a dining and dancing event with a 28' x 32' dance floor for 248 guests, an 8' x 20' band stage, two 19-foot catering tables, and two bars. We will gladly design a custom layout for your event. Please use our diagram to help you decide which tent(s) will suit your needs.

Area (sq. ft.): 5,295  
 Perimeter (ft.): 302  
 Max Capacity Seated: 264 guests  
 Max Capacity Non-Seated: 530 guests



Photo by Dick Webb

- SAMPLE LAYOUT**
- 200 Guests Seated at (25) 5-foot Tables
  - Stage: 8 ft. x 20 ft.
  - Dance Floor: 24 ft. x 24 ft.
  - 2 Bars
  - 1 19-foot Catering Table



- SAMPLE LAYOUT**
- 248 Guests Seated at (31) 5-foot Tables
  - Stage: 8 ft. x 20 ft.
  - Dance Floor: 28 ft. x 32 ft.
  - 2 Bars
  - 2 19-foot Catering Tables





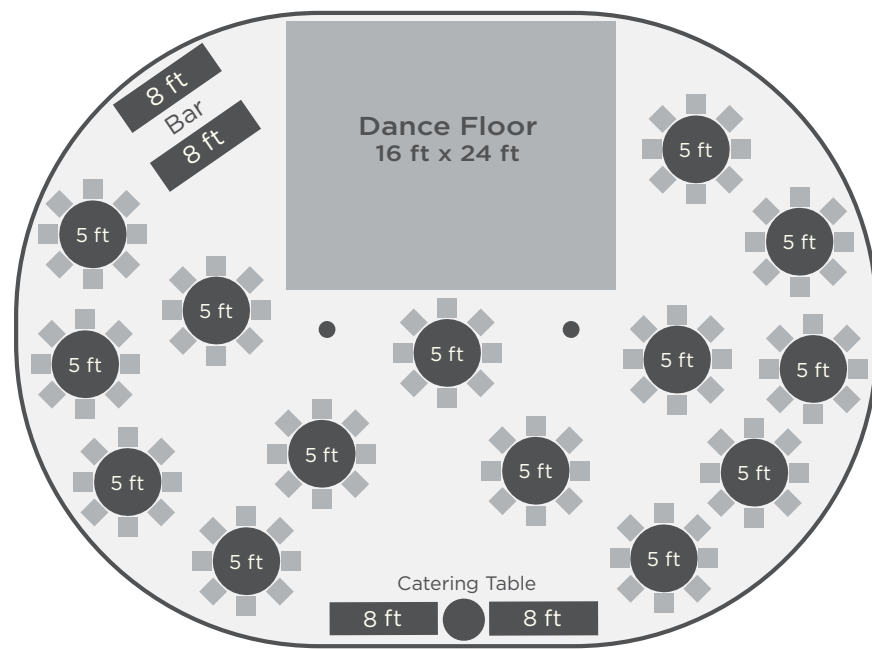
Photo by Tanya Malott

## 46' x 65'

The 46' x 65' tent can accommodate 120 guests at 5-foot round tables of eight guests, or up to 250 guests for non-seated events. Seating capacities vary as some events require space for items such as a dance floor, catering tables or bars.

The diagram shows a dining and dancing tent with seating for 112 guests, a 16' x 24' dance floor, a 19-foot catering table, and an 8-foot bar.

Area (sq. ft.): 2,489  
 Perimeter (ft.): 182  
 Max Capacity Seated: 120 guests  
 Max Capacity Non-Seated: 250 guests



### SAMPLE LAYOUT

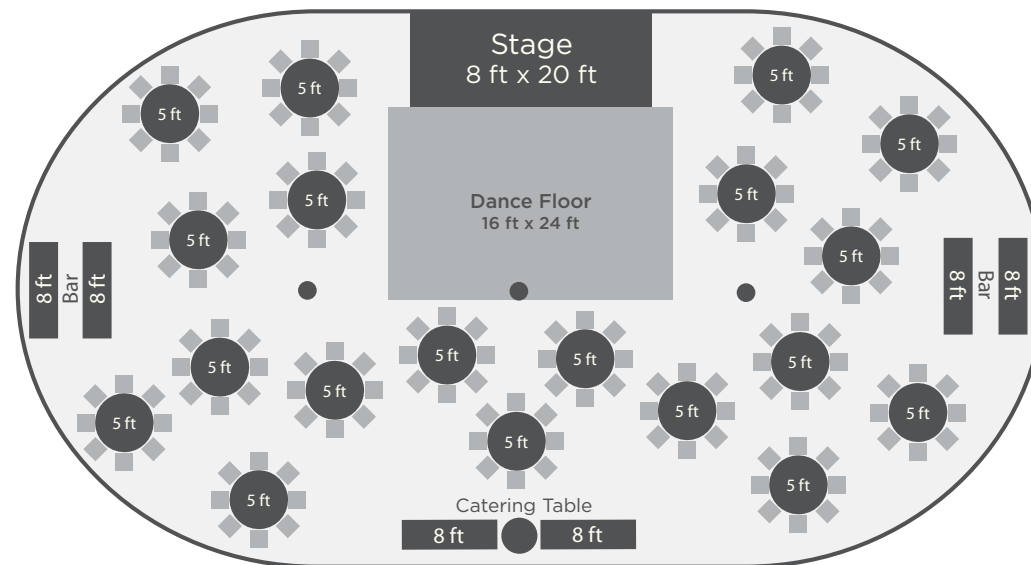
- 112 Guests Seated at (14) 5-foot Tables
- Dance Floor: 16 ft. x 24 ft.
- 1 Bar
- 1 19-foot Catering Table

## 46' x 85'

The 46' x 85' tent can accommodate 176 guests at 5-foot round tables of eight guests, or up to 345 guests for non-seated events. Seating capacities vary as some events require space for items such as a dance floor, catering tables or bars.

The diagram shows a dining and dancing event with a 16' x 24' dance floor for 152 guests with two 8-foot bars, and a 19-foot catering table.

Area (sq. ft.): 3,445  
 Perimeter (ft.): 222  
 Max Capacity Seated: 176 guests  
 Max Capacity Non-Seated: 345 guests



### SAMPLE LAYOUT

- 152 Guests Seated at (19) 5-foot Tables
- Stage: 8 ft. x 20 ft.
- Dance Floor: 16 ft. x 24 ft.
- 2 Bars
- 1 19-foot Catering Table



Photo by Brea McDonald

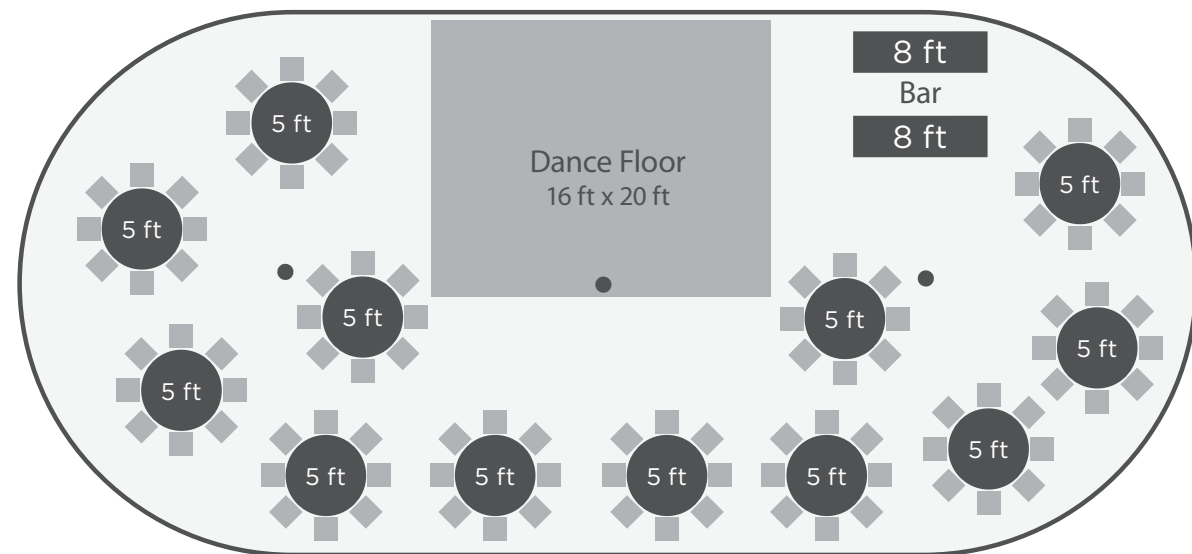


### 32' x 70'

The 32' x 70' tent can accommodate 96 seated guests at 5-foot round tables of eight guests, or up to 200 guests for non-seated events. Seating capacities vary as some events require space for items such as a dance floor, catering tables or bars.

The diagram is an example of a 96-person event with a 16' x 20' dance floor and bar.

Area (sq. ft.): 2,020  
 Perimeter (ft.): 176  
 Max Capacity Seated: 96 guests  
 Max Capacity Non-Seated: 200 guests



**SAMPLE LAYOUT**

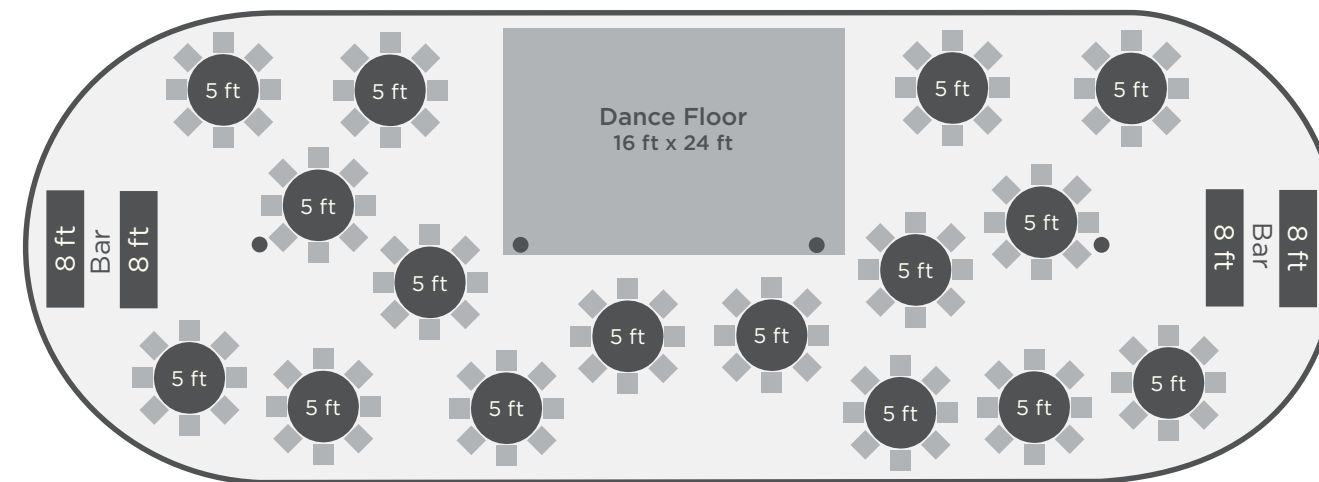
- 96 Guests Seated at (12) 5-foot Tables
- Dance Floor: 16 ft. x 20 ft.
- 1 Bar

### 32' x 90'

The 32' x 90' tent is capable of accommodating up to 128 guests at 5-foot round tables of eight guests. Seating capacities vary as some events require space for items such as a dance floor, catering tables or bars.

The diagram shows a dining and dancing event with a 16' x 24' dance floor for 128 guests and two bars.

Area (sq. ft.): 2,660  
 Perimeter (ft.): 216  
 Max Capacity Seated: 128 guests  
 Max Capacity Non-Seated: 260 guests



**SAMPLE LAYOUT**

- 128 Guests Seated at (16) 5-foot Tables
- Dance Floor: 16 ft. x 24 ft.
- 2 Bars



## 46' Round



The 46-foot tent can accommodate 80 guests at 5-foot round tables of eight guests, however, most events need space for other items such as a dance floor, catering tables or bars, so seating capacities vary with each individual event. The 46-foot round tent is often used for smaller dinner parties, barbecues, or cocktail parties. The diagrams show two set-ups for this tent.

Sample layout 1 shows a cocktail party or rehearsal dinner event for 96 guests at 5-foot round tables of eight guests with an 8-foot bar and 19-foot catering table.

Sample layout 2 shows a dining and dancing event with a 16' x 16' dance floor. This event layout accommodates 80 guests at 5-foot round tables of eight guests.

Area (sq. ft.): 1,661  
Perimeter (ft.): 144

Max Capacity Seated: 80 guests (with room for dancing)  
Max Capacity Non-Seated: 170 guests

## 32' x 50'

The 32' x 50' tent can accommodate 64 seated guests at 5-foot round tables of eight guests, or up to 140 guests for non-seated events. Seating capacities vary as some events require space for items such as a dance floor, catering tables or bars.

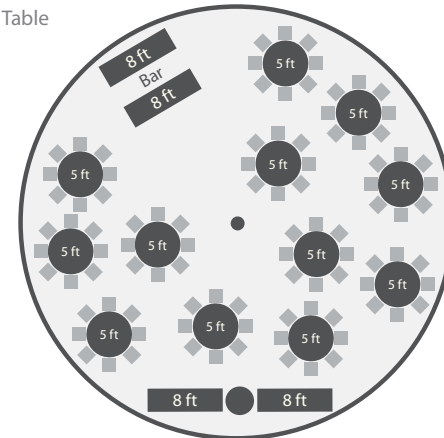
The diagram is an example of a 56-person event with buffet tables, a bar and a 16' x 16' dance floor.

Area (sq. ft.): 1,380  
Perimeter (ft.): 136  
Max Capacity Seated: 64 guests  
Max Capacity Non-Seated: 140 guests



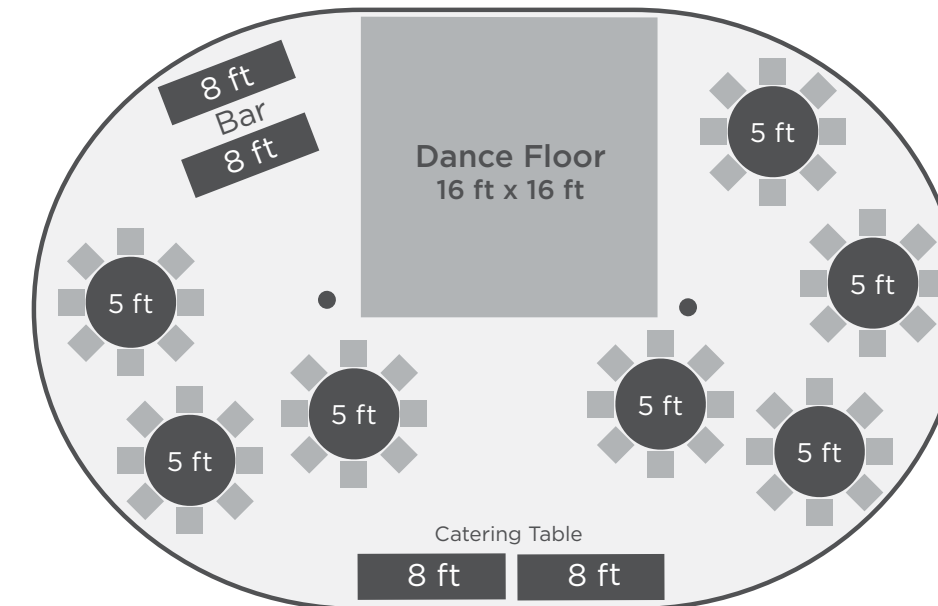
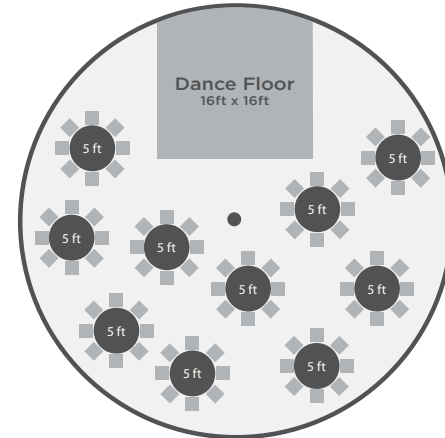
### SAMPLE LAYOUT 1

- 96 Guests Seated at (12) 5-foot Tables
- 1 Bar
- 1 19-foot Catering Table



### SAMPLE LAYOUT 2

- 80 Guests Seated at (10) 5-foot Tables
- Dance Floor: 16 ft. x 16 ft.



### SAMPLE LAYOUT

- 56 Guests Seated at (7) 5-foot Tables
- Dance Floor: 16 ft. x 16 ft.
- 1 Bar
- 2 8-foot Catering Tables



## Small Tents

### 16'

The 16-foot round tent is typically used for greeting, catering or bar service.

Area (sq. ft.): 201  
Perimeter (ft.): 60

### 24'

The 24-foot round tent accommodates up to 32 guests seated at four 5-foot round tables of eight. It is often used for small family gatherings, parties, catering or as a cocktail tent for up to 60 guests. Also available in navy blue with bright, white stars.

Area (sq. ft.): 454  
Perimeter (ft.): 75

### 32'

The 32-foot round tent accommodates up to 80 standing guests or 40 seated. Seating capacities vary as some events require space for items such as a dance floor, catering tables or bars. This tent is often used for smaller dinner parties or barbecues for up to 60 guests, as a utility tent for larger events, or for cocktail parties. Also available in navy blue with bright, white stars.

Area (sq. ft.): 804  
Perimeter (ft.): 100

### 24' X 44'

The 24' x 44' tent is capable of accommodating up to 120 guests or 72 guests seated at 5-foot round tables of eight guests. With a dance floor, this tent will seat 32-40 guests. It is the perfect size for rehearsal dinners, ceremonies or celebration parties.

Area (sq. ft.): 934  
Perimeter (ft.): 115



## V E N D O R C R E D I T S

### PHOTOGRAPHERS

Allyson Wiley Photography - pg. 10, 37  
Bancroft Potter – pg. 11-12, 17, 20, 29, 30, 45, 53, 55  
Bill Christo Photography – pg. 51  
Brea McDonald Photography – pg. 2, 6, 7, 18, 34, 40, 41, 42, 60  
C.A. Smith Photography – pg. 5, 21, 35, 57  
Cliff Brunk Wedding Photography– pg. 9  
Dick Webb - pg. 58  
emilie inc. – pg. 3, 5, 24R, 36, 50  
Intrepid Photography - pg. 13, 14, 15, 16  
IRIS Photography – pg. 3, 5, 48, 49, 52  
Jennifer Skog Photographers – pg. 44, 46  
Joe Elario Photography – pg. 3, 32  
Kat Bedell of Nantucket Tents – 8, 27  
Kate Parker of Kate Parker Designs – pg. 63  
Katherine Jane Photography – pg. 22  
Mark Davidson Photography – Cover, 5, 18, 28, 39, 43  
Meredith Perdue – pg. 24L, 38L  
Michelle Turner Photography – pg. 26, 31  
Landino Photo – pg. 19  
Signature Events NH – pg. 4, 23  
Tanya Malott – pg. 59  
The Youngrens – pg. 47

### EVENT/WEDDING PLANNERS

Aisling Glynn of ACKtivities – pg. 27  
A Savvy Event – pg. 38

Jess Flood Event Design– pg. 10  
Kate Parker Designs – pg. 22, 63  
Ron Wendt Design – pg. 11-12, 20, 38R, 45, 53, 55  
Signature Events NH – pg. 4, 23, 25

### FLORALS

Kate Parker Designs – pg. 22  
Nancy Liuchin – pg. 13

### VENUES

Abenaqui Country Club – pg. 51  
Breakwater Inn & Spa - pg. 57  
Castle in the Clouds - pg. 39  
Fairfield Country Club - pg. 17  
French's Point - pg. 26, 35, 63 (small image)  
Galley Beach – pg. 2, 6, 7, 42, 60  
Newagen Seaside Inn – pg. 40  
Sunapee Country Club – pg. 4, 23  
The Toadhill Farm - pg. 50  
The Wauwinet Hotel – pg. 27, 41L  
Wells Reserve at Laudholm – pg. 36  
Wentworth Country Club – pg. 16  
Willowdale Estate – pg. 21

### LIGHTING

GotLight – pg. 5, 13





S P E R R Y T E N T S . C O M